

# EVALTECH

Functional Testing System

**OFFER TOTAL EVALUATION...**





# **EVALTECH**

Functional Testing System

PANEL 1

PANEL 2

3

PANEL 4

**...AND COMPLETE REHABILITATION**

*"The EvalTech is so versatile, and we've discovered many non-traditional uses for it."*

*—Bill Blunden, PT, Director of Rehabilitation*





## Replicate any job.

The *EvalTech* comes standard with a Universal TaskMaster that moves in an infinite number of positions. So you can replicate the physical demands of nearly any job – including push and pull, exact hand spreads and angle of lift. The UTM gives you the unique measurement of simultaneous left and right side forces.



## Expand your services.

Now, you can easily perform peer-reviewed, standardized testing protocols, or design your own custom tests. And rapidly make better patient decisions. All of which helps you do a better job and serve the community. Today, employer costs for worker's comp exceed \$65 Billion a year. So, with the *EvalTech*, you can offer companies the most advanced post offer of employment and return to work assessments, develop a substantial fee-for-service business, and grow your clinic.

## Assess positional tolerance.

The *EvalTech* is the only system of its kind with positional tolerance and time-motion testing that has been scientifically researched. The Functional Range of Motion (FROM) lets you accurately match the requirements of a worker's production environment – for either testing or exercising. The results are then compared to international MTM standards in protocols that address the variances of real work.

For a free demo, call 1-800-331-8845.






## From advanced technology comes an advanced clinic

Presenting a state-of-the-science system for today's complete clinic. **EvalTech**. It's the result of published research and years of R&D. The **EvalTech** lets you offer broad physical evaluation *and* rehab services to employers and payors. Now you can perform standard or custom physical tests. Advance your therapy program. Justify treatment. And provide the most peer-reviewed and legally defensible evals with automated reports untouched by manual data entry. A true measure of progress.



**YOUR  
COMPLETE  
CLINIC**

The **EvalTech** has many uses yet it is so easy to use. Perform a complete Functional Capacity Evaluation, or just a simple therapy baseline test. And when it's not being used for testing, patients can use it for a variety of dynamic lifting, carrying and functional motion exercises. The options are endless. The versatile **EvalTech** is bound to become part of everyone's daily routine at your clinic.



Stooping Tolerance



Dynamic Lift Testing



Rotation Tolerance





Plantar Flexion



Crouching Tolerance




Elbow Flex/Ext Strength



NIOSH Floor Lift



Overhead Reaching



Waist Height Reaching



Shoulder Flex/Ext Strength



Fibromyalgia Testing



Lift A Tray



Elbow ROM



Overhead Lift

*"I firmly believe EvalTech sets the gold standard for functional testing in the world."*

— Randy SooHoo, MD



Shoulder Abd/Add Strength




Grip Strength



Push Down



Lateral Pinch



Overhead Pulling



Sitting Tolerance



Job Task Analysis



Lumbar ROM



Fingertip Pull




Int/Ext Shoulder Rotation



*"EvalTech gives me detailed graphs and objective data to present to doctors and insurers."*

—Bill Blunden, PT, Director of Rehabilitation



Graphic Documentation



One-Handed Lifting



Job Simulation



Cervical ROM



Objective Muscle Testing



Straight-Handle Pull



Wide-Handle Lifting



Wrist ROM



Knuckle-To-Shoulder Lift



High Near Lift



Knee Extension Strength



Comprehensive Software



Pull A Rope



Carrying Capacity Test



Push Up - Any Angle




Measure Job Forces




Rapid-Exchange Grip




Simultaneous Lift Strength




Stoop-To-Stand Tolerance



Palmar Pinch



Vertical Pushing



Work Under A Car




Finger ROM



Push A Cart



Seated Job Simulations



Self-Assessment Protocols





Bilateral Pull Down



Overhead Pull Down



Pull Down - Any Angle



NIOSH Arm Lift



Easy Calibration



Adjustable Shelves



Non-Symmetrical Lifting



Comprehensive Eval Tools



Pushing Ability - Any Height




Shoulder ROM



Kneeling Tolerance



NIOSH Back Lift



Straight-Leg Raise



btetech.com  
info@btetech.com

1-800-331-8845  
410-850-0333



EPIC™ Lifting Protocol



Calibrate Grip Dynamometer



Heart Rate Monitoring

*"EvalTech is the only system that lets you set up multiple stations for high-volume testing."*

—Tom Traut, RKT

# EVALTECH™

## Functional Testing System

BTE Technologies is the leader in testing & rehab solutions. Our systems provide objective data to track progress and improve patient outcomes. With over 4,000 installations worldwide, our technology is used by a broad variety of clinics and industries to eliminate guesswork and hassle. See how we can streamline your center – and improve the quality of care. Call us today.

### Training and Certification.

It takes more than smart technology to improve your clinic. Proper user training is vital for ease-of-use and improved outcomes. So, our continuing education is included with your purchase. This will give your staff the confidence and knowledge to implement effective plans. And, it will help you meet the demands of today's medico-legal environment.

### Gain Referrals For:

- *Functional Capacity Evaluations*
- *Post-Offer of Employment Testing (POET)*
- *AMA Impairment Ratings*
- *Vocational Capabilities Evaluations*
- *Return to Work Assessment*
- *Specific Job-Task Testing*
- *Baseline and Progress Evaluations*
- *Disability Determination*

### THE TRUE LEADER IN:

Physical  
Evaluation &  
Rehabilitation

Functional  
Capacity  
Evaluation

Human  
Performance  
Assessment

Post Offer of  
Employment  
Testing

Medical  
Impairment  
Assessment

- A Height adjustable shelves
- B Functional Range Of Motion
- C Complete calibration kit
- D Heart-rate system
- E Real-time graphs
- F Standardized, customized & superprotocol options
- G Universal TaskMaster
- H Comprehensive set of attachments
- I Hand held assessment tools
- J Automated color reports
- K Integrated force transducer
- L Computerized voice commands
- M Wireless data transmittal to computer  
*(Not Shown)*



EPIC™ Lifting system



web [www.btetech.com](http://www.btetech.com)

e-mail [info@btetech.com](mailto:info@btetech.com)

phone 1-800-331-8845 [ U.S. and Canada ]  
1-410-850-0333 [ other countries ]

Corporate Headquarters

BTE Technologies, Inc.  
7455-L New Ridge Road  
Hanover, MD 21076



Simply Intelligent.